


**Marton Primary
Academy and Nursery**

BRIGHT FUTURES EDUCATIONAL TRUST

Our French Curriculum



Working Together to be the Best we can be.




Key Characteristics

- Spot patterns and sounds
- Listen and respond appropriately in French (useful for holidays!)
- Try to speak with a French accent
- Read fluently
- Write confidently
- Understand rules of grammar and use them accurately
- Have fun making up your own sentences in French
- Enjoy learning languages – there are lots more out there to learn!
- Know the names of French-speaking countries and how people live

Breadth of Study


Key Stage 1	Key Stage 2
In French: <ul style="list-style-type: none">• Listen• Speak• Read• Write• Look at the culture of the countries in which the language is spoken	In French: <ul style="list-style-type: none">• Listen• Speak• Read• Write• Look at the culture of the countries in which the language is spoken

Long-Term Planning



		Autumn 1	Autumn 2	Spring 1	Spring 2	Summer 1	Summer 2
Y1		Simple greetings Introductions Class instructions 1-10		Ça va? Quel âge as-tu? Family members 11-20		Colours Animals Days of the week Months of the year	
Y2	Eurostars Stage 1 Units 1-3	Unit 1 Moi <i>(All about me)</i>		Unit 2 Jeux et chansons <i>(Games and songs)</i>		Unit 3 On fait la fête <i>(Celebrations)</i>	
Y3	Eurostars Stage 1 Units 4-6	Unit 4 Portraits <i>(Portraits)</i>		Unit 5 Les quatre amis <i>(The four friends)</i>		Unit 6 Ça pousse! <i>(Growing things!)</i>	
Y4	Eurostars Stage 2 Units 7-12	Unit 7 On y va! <i>(All aboard!)</i>	Unit 8 L'argent de poche <i>(Pocket money)</i>	Unit 9 Raconte-moi une histoire! <i>(Tell me a story)</i>	Unit 10 Vive le sport! <i>(Our sporting lives)</i>	Unit 11 Le Carnaval des Animaux <i>(The Carnival of the Animals)</i>	Unit 12 Quel temps fait-il? <i>(What's the weather like?)</i>
Y5	Eurostars Stage 3 Units 13-18	Unit 13 Bon appétit, bonne santé <i>(Healthy eating)</i>	Unit 14 Je suis le musicien <i>(I am the music man)</i>	Unit 15 En route pour l'école <i>(On the way to school)</i>	Unit 16 Scène de plage <i>(Beach scene)</i>	Unit 17 Le retour du printemps <i>(The return of spring)</i>	Unit 18 Les planètes <i>(The planets)</i>
Y6	Eurostars Stage 4 Units 19-24	Unit 19 Notre école <i>(Our school)</i>	Unit 20 Notre monde <i>(The world around us)</i>	Unit 21 Le passé et le présent <i>(Then and now)</i>	Unit 22 Ici et là <i>(Out and about)</i>	Unit 23 Monter un café <i>(Setting up a café)</i>	Unit 24 Quoi de neuf? <i>(What's in the news?)</i>

Medium-Term Planning



Medium-term plans are available from the following places:

- New Primary French folders in each classroom
- On SharePoint: *MPAshared* > *MFL* > *Resources*
- From a member of the MFL team

Big Ideas

Listen attentively

- This concept involves recognising key vocabulary and phrases to understand ideas

Speak confidently

- This concept involves using key vocabulary and phrases to verbally communicate ideas

Read fluently

- This concept involves recognising key vocabulary and phrases


Write accurately

- This concept involves using key vocabulary and phrases to write ideas

Cultural understanding the culture of the countries in which the language is spoken:

- This concept involves the background knowledge and cultural capital needed to infer meaning from interactions


Milestones



Listen attentively

Milestone 1	Milestone 2	Milestone 3
<ul style="list-style-type: none">• Understand a range of spoken words and phrases• Understand standard language (sometimes asking for words or phrases to be repeated)	<ul style="list-style-type: none">• Understand information given in sentences and respond appropriately• Understand the main points and opinions from spoken passages• Pay attention to intonation in order to recognise types of speech being used, such as questions, commands or statements	<ul style="list-style-type: none">• Retrieve specific information from longer spoken passages• Briefly summarise the content of a conversation in English, including who said what and why• Recognise verbs in sentences and their forms, noting agreement or the intended subject• Influence of pronunciation and language heard is evident in own speaking


Milestones



Speak confidently

Milestone 1	Milestone 2	Milestone 3
<ul style="list-style-type: none">• Answer simple questions and give basic information• Give responses to questions about everyday events• Pronounce words showing a knowledge of sound (or pitch in Mandarin) patterns	<ul style="list-style-type: none">• Ask others to repeat words or phrases if necessary• Ask and answer simple questions and talk about interests• Take part in discussions and tasks• Demonstrate a growing vocabulary	<ul style="list-style-type: none">• Give a short, prepared talk that includes opinions• Take part in conversations to seek and give information• Refer to recent experiences or future plans, everyday activities and interests• Vary language and produce extended responses• Be understood with little or no difficulty


Milestones



Read fluently

Milestone 1	Milestone 2	Milestone 3
<ul style="list-style-type: none">• Read out loud everyday words and phrases• Use phonic (or logographic in Mandarin) knowledge to read words• Read and understand short written phrases• Read out loud familiar words and phrases• Use books or glossaries to find out the meanings of new words	<ul style="list-style-type: none">• Read and understand the main points and some of the detail in short written texts• Read short texts independently• Use a translation dictionary or glossary to look up new words	<ul style="list-style-type: none">• Use the context of a sentence or a translation dictionary to work out the meaning of unfamiliar words• Read and understand the main points and opinions in written texts from various contexts, including present, past or future events• Show confidence in reading aloud, and in using reference materials


Milestones



Write accurately


Milestone 1	Milestone 2	Milestone 3
<ul style="list-style-type: none">• Write or copy everyday words correctly• Label items and choose appropriate words to complete short sentences• Write one or two short sentences• Write short phrases used in everyday conversations correctly	<ul style="list-style-type: none">• Write a few short sentences using familiar expressions• Express personal experiences and responses• Write short phrases from memory with spelling that is readily understandable• Refer to everyday activities or events, such as hobbies or the weather• Use dictionaries or glossaries to check words	<ul style="list-style-type: none">• Write short texts on familiar topics• Use knowledge of grammar (or pitch in Mandarin) to enhance or change the meaning of phrases• Include imaginative and adventurous word choices• Begin composing own simple questions• Convey meaning (although there may be some mistakes, the meaning can be understood with little or no difficulty)

Milestones



Understand the culture of the countries in which the language is spoken

Milestone 1	Milestone 2	Milestone 3
<ul style="list-style-type: none">● Identify countries and communities where the language is spoken● Demonstrate some knowledge and understanding of the customs and features of the countries or communities where the language is spoken● Show awareness of the social conventions when speaking to someone	<ul style="list-style-type: none">● Describe with some interesting details some aspects of countries or communities where the language is spoken● Make comparisons between life in countries or communities where the language is spoken and life in the UK	<ul style="list-style-type: none">● Give detailed accounts of the customs, history and culture of the countries and communities where the language is spoken● Describe, with interesting detail, some similarities and differences between countries and communities where the language is spoken and the UK



Non-negotiables

Lessons

- 30-minute lesson to take place on a weekly basis, as allotted in the timetable
- LTP and MTP to be followed closely so that key vocabulary/objectives are covered (lesson plans can be adapted if desired)
- Try to teach in the target language as much as is possible, using clear diction
- Every child is given an opportunity to speak in the target language in every lesson.
- Children are given time to develop confidence in speaking and are not put under pressure when not ready
- Use simple SPAG vocabulary such as *pronoun*, *verb*, *plural* etc. when discussing French grammar
- Make connections with other curriculum areas or languages where appropriate, for example:
 - *soleil* / *solar* / *solar system* are all related to the sun
 - *Monday* ^(EN) / *Montag* ^(DE) / *lundi* ^(FR) / *lunes* ^(ES) all share roots with the moon
- Use opportunities to re-visit language learning outside of French lessons, for example commenting on the weather, giving a simple instruction, or asking children a quick question

Books, evidence and marking

- Short date (23.10.2020) in books with a short WALT in the target language if possible
- All worksheets to be attempted and glued into books
- Evidence of activities (photographs, games, etc.) glued into books
- Evidence of European Day of Languages activities or additional language learning to be glued into books, even if not in French
- Additional evidence (photographs, videos, sound recordings, etc.) uploaded to SharePoint folder found at:
 - *MPAshared > MFL > Assessment & Evidence*
- Marking in the target language using traffic light system
- Books to be passed up at the end of each academic year, ready for use in the next
- Visual cues displayed in the classroom